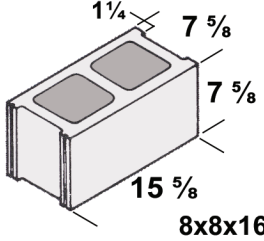
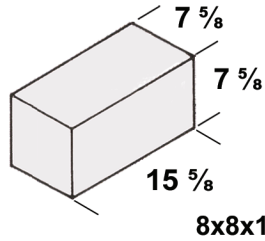
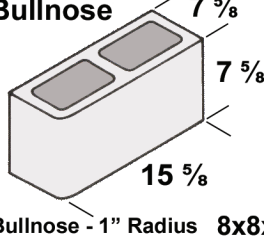
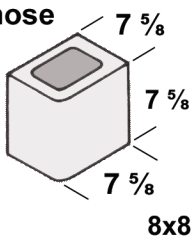
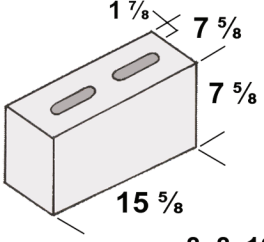
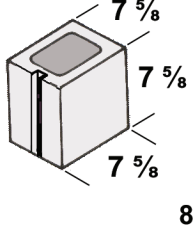
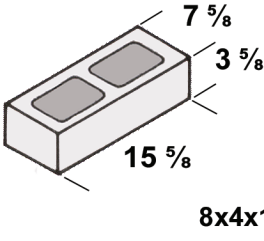
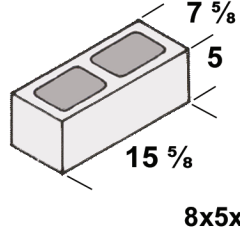
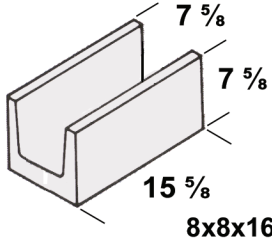
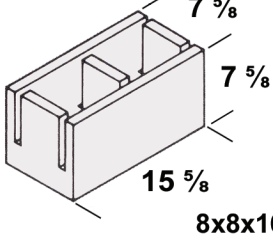
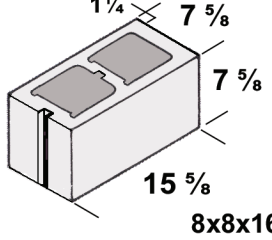
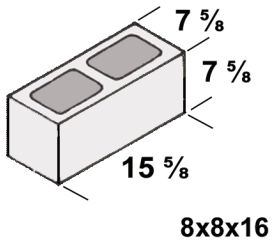


# STANDARD UNITS 8 INCH

<p><b>Plain</b></p>  <p>1 1/4 7 5/8 7 5/8 15 5/8 8x8x16</p>	<p><b>Solid</b></p>  <p>7 5/8 7 5/8 15 5/8 8x8x16</p>	<p><b>Single or Double Bullnose</b></p>  <p>7 5/8 7 5/8 15 5/8 Bullnose - 1" Radius 8x8x16</p>	<p><b>Half Single or Double Bullnose</b></p>  <p>7 5/8 7 5/8 7 5/8 8x8x8</p>
<p><b>75% Solid*</b></p>  <p>1 7/8 7 5/8 7 5/8 15 5/8 8x8x16</p>	<p><b>Half Sash and Corner</b></p>  <p>7 5/8 7 5/8 7 5/8 8x8x8</p>	<p><b>Half High</b></p>  <p>7 5/8 3 5/8 7 5/8 15 5/8 8x4x16</p>	<p><b>Starter</b></p>  <p>7 5/8 5 7 5/8 15 5/8 8x5x16</p>
<p><b>Bond Beam</b></p>  <p>7 5/8 7 5/8 15 5/8 8x8x16</p>	<p><b>Bond Beam (Knock Out)</b></p>  <p>7 5/8 7 5/8 15 5/8 8x8x16</p>	<p><b>Utility Knockout</b></p>  <p>1 1/4 7 5/8 7 5/8 15 5/8 8x8x16</p>	<p><b>Double End</b></p>  <p>7 5/8 7 5/8 7 5/8 15 5/8 8x8x16</p>

\*Special order only